

## Nordic countries: Dairy Farming in numbers

### Nordic dairy farm data

31.12.2020	Denmark	Finland	Iceland	Norway	Sweden	Nordic countries
Number of all dairy farms	2 675	5 374	531	7 228	3 025	<b>18 833</b>
Number of AMS farms	654	1 277	224	2 453	1 189	<b>5 797</b>
% of AMS farms, of total number of farms	24,4	23,8	42,2	33,9	39,3	<b>30,8</b>
Number of AMS boxes	2 135	1 996	271	2 571	2 278	<b>9 260</b>
Number of AMS boxes pr. farm	3,3	1,6	1,3	1,0	1,9	<b>1,6</b>

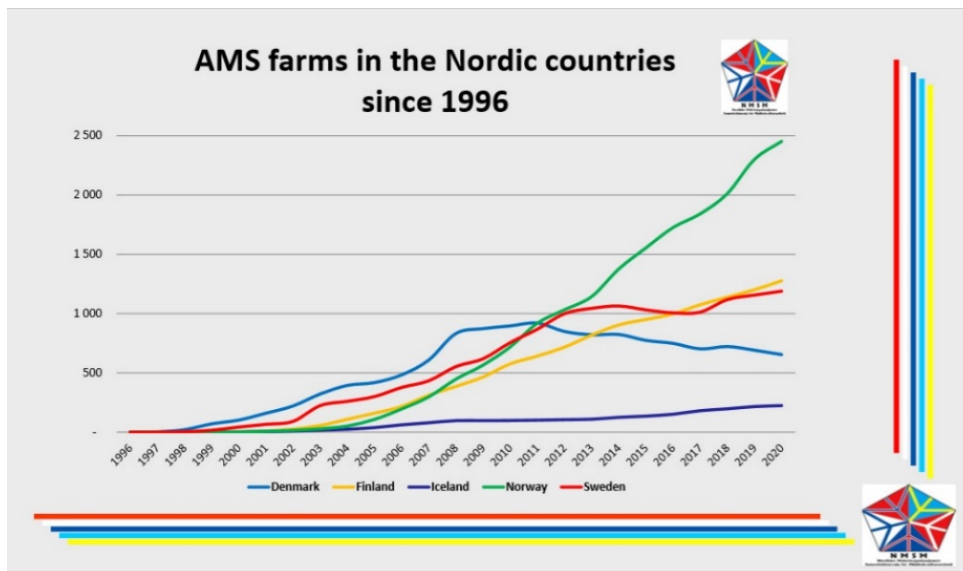
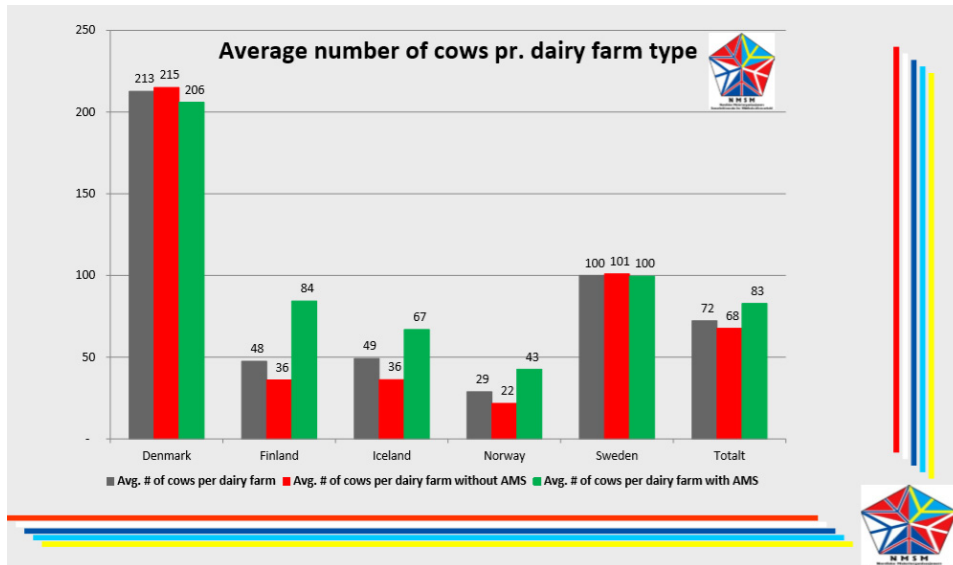


### Nordic cow data

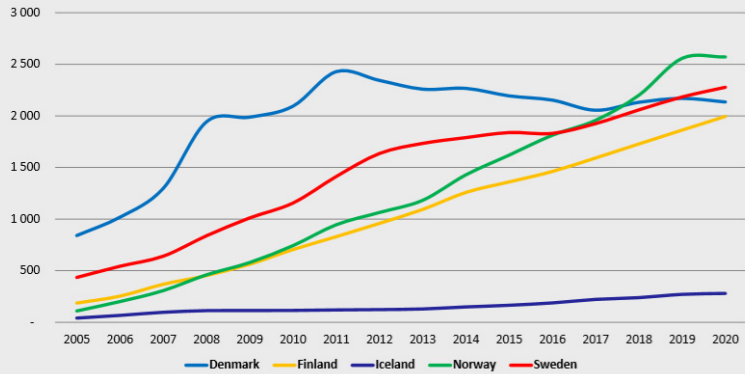
31.12.2020	Denmark	Finland	Iceland	Norway	Sweden	Nordic countries
Total number of dairy cows, thousands	569	256	26	208	303	<b>1 362</b>
Average yield per cow, kg*	10 504	10 168	6 384	8 205	10 232	<b>9 950</b>
Estimated number of cows on AMS farms, thousands	134	108	15	104	118	<b>480</b>
% of cows on AMS farms	23,6	42,2	57,4	50,2	39,0	<b>35,2</b>

\* Based on DHI data





## AMS boxes in the Nordic countries since 2005



## Nordic milk data

31.12.2020	Denmark	Finland	Iceland	Norway	Sweden	Nordic countries
Total milk production, million kg	5 672	2 362	151	1 401	2 773	<b>12 359</b>
Estimated milk production with AMS, million kg	1 412	1 096	91	849	1 212	<b>4 660</b>
Estimated % of milk from AMS farms	24,9	46,4	60,3	60,6	43,7	<b>37,7</b>
Average production pr. farm, tons	2 120	440	284	194	917	<b>656</b>
Average production pr. AMS farm, tons	2 160	858	406	346	1 019	<b>804</b>



# Percentage of delivered AMS milk in the Nordic countries

